



## Certificate of Analysis

### Glycan Standard Biantennary G0 - compatible with GlycoWorks™ RapiFluor-MS™

**Expiration date:** January 2027

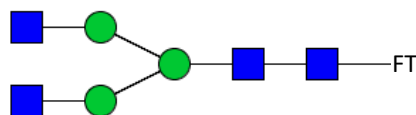
**Lot Number:** BOBCOFBC

**Other names:** FT-G0, FT-A2

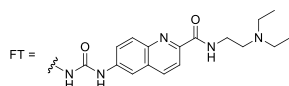
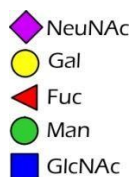
**Monoisotopic mass:** 1627.6611 Da

**Purity:** > 99%, as assessed by UPLC-FLD-MS

**Structure:**



Symbol for sugar:



**Description:** Qualitative standard fluorescently labeled compatible with GlycoWorks™ RapiFluor-MS™.

**Instructions for storage:** Shipped at ambient temperature. Store at -20 °C upon arrival. For long-term storage, store at -80 °C.

**Analytical verification:** UPLC-FLD-MS chromatogram and results are located on the back of this document.

**Period of validity:** The compounds are stable in their original packaging, through the expiration date listed on the container before opening. Once opened, the standard should be used immediately to avoid degradation which could compromise the quantitative benefit. The expiration date for this lot can be found in the top section of this document.

**Hazardous situations:** Products are intended for use by professional laboratory personnel trained in the competent handling of such materials. Responsibility for the safe use of products rests entirely with the purchaser and user.

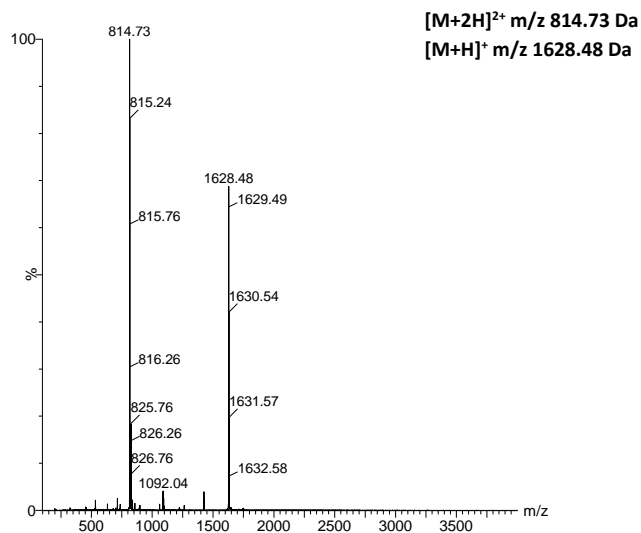
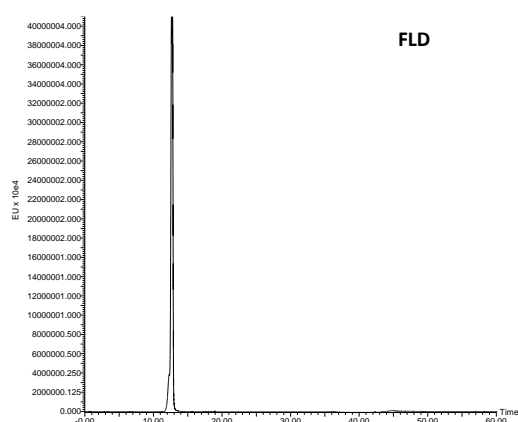


## UPLC-FLD-MS analysis of Glycan Standard Biantennary G0 - compatible with GlycoWorks™ RapiFluor-MS™

Separated on a Waters Acquity UPLC® BEH Glycan column (2.1 × 150 mm).

Fluorescent group for detection at Ex 265 and Em 425 nm.

Reconstituted in 30 µL of deionized water and 70 µL of acetonitrile directly to the vial for a total volume of 100 µL.



Head of Analytics  
Antoine Lesur, PhD  
January 2024